

The 422AR Flip-Flop timer are available with Repeat Cycle operations. During Repeat Cycle operation the 422AR cycle ON and OFF repeatedly, allowing periodic cycling of a load. Two knobs are available to individually adjust the ON-time and the OFF-time. The 422AR can be configured with either the relay being energized during the first timing period or de-energized during the first timing period.

The 422AR have 6 selectable timing ranges available for both ON-time and OFF-time periods. The ranges are 1 and 10 SEC/MIN/HRS dip switch selectable. Having this flexibility allows for a load to be energized for a brief time over a cycle that lasts up to 10 hours. This is deal for lubrication or other maintenance functins that must occur each shift or day during a plant operation.

The 422AR 1/16 DIN housing is compact, and designed for panel mounting. The timer is mounted in an 8-pin round socket. The front of the 422AR features 2 knobs. One knob is used to set the ON-time and the other knob is used to set the OFF-time for the timer's cycle.

The 422AR is universal powered by 20 to 240 VAC or 12 to 240 VDC operation voltage.

The output of the 422AR has a DPDT mechanical relay which is rated for 10 amps @ 250 VAC resistive. The 422AR can be ordered in a terminal option which is only available with 5 amp Relay output.

The 422's have individual LED indicators for ON time and OFF time. These LED's provide a unique and effective method of cycle progress indication.



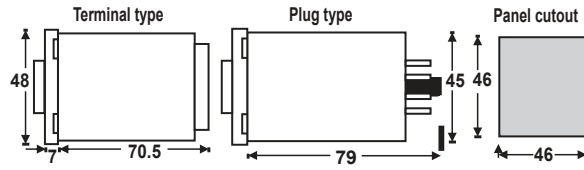
1/16 DIN Flip-Flop Timer

- Six Selectable Ranges:
1 and 10 SEC/MIN/HRS
- Individual adjustable ON-time and OFF-time
- Cycle can begin with relay energized or de-energized
- Relay rated 10A @ 250 VAC Resistive
- Compact Size (1/16 DIN)
- DPDT Relay Output
- Power: 20VAC to 240VAC
12VDC to 240VDC
- LED Indicator for Power and Relay energized output
- Can be DIN Rail mounted with DIN RAIL socket

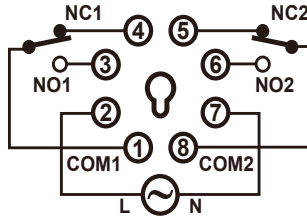
SPECIFICATIONS

SUPPLY VOLTAGE	20 to 240 VAC, 12 to 240 VDC. (AC: 50/60 Hz)
OUTPUT CONTACT	DPDT
DELAY MODES	Cyclic ON first or OFF first (selectable by DIP switches)
TIME RANGES	1 / 10 SEC/ MIN / HR for both On & Off time (selectable by DIP switches)
RELAY RATING	10A @ 250 VAC, resistive
POWER CONSUMPTION	2 VA max.
ACCURACY	Setting: $\pm 5\%$ of full scale. Repeat: $\pm 0.5\%$ or 50 msec (whichever is greater).
LED INDICATION	Power ON, Relay ON
RESET	On interruption of power
RESET TIME	Less than 100 mSEC.
HOUSING	Flame retardant plastic.
HUMIDITY	Up to 95% RH.
TEMPERATURE OPERATING	0 - 50°C, Storage: 5 - 50°C
MOUNTING	Panel mounting
WEIGHT	115 gms

DIMENSIONS (MILLIMETERS)



WIRING



DIP SWITCH SETTINGS

Dip switch settings for time range selection

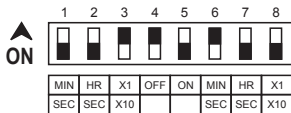
OFF TIME			ON TIME				
RANGE	SWITCH SETTING		RANGE	SWITCH SETTING			
	Sw1	Sw2	Sw3	Sw6	Sw7	Sw8	
1 sec	OFF	OFF	ON	1 SEC	OFF	OFF	ON
1 min	ON	OFF	ON	1 MIN	ON	OFF	ON
1 hr	OFF	ON	ON	1 HR	OFF	ON	ON
10 sec	OFF	OFF	OFF	10 SEC	OFF	OFF	OFF
10 min	ON	OFF	OFF	10 MIN	ON	OFF	OFF
10 hr	OFF	ON	OFF	10 HR	OFF	ON	OFF

Dip switch settings for mode selection

Mode	Sw4	Sw5
OFF First	ON	OFF
ON First	OFF	ON

Switch setting example:

Off time range: 1sec
 On time range: 10min
 Mode :Cyclic off first



MODEL NUMBER

MODEL NUMBER	422AR	100	S	O	X
DPDT					
VOLTAGE			S		
20-240 VAC					
12-240 VDC					
CYCLE				O	
Repeat Cycle					
FEATURES					X
Standard Unit					