


Automatic Flow Regulating Valve



measuring
•
monitoring
•
analyzing

REG



- Brass or SS Construction Available
- Universal Mountability
- Passively Activated
- Compact Design
- T_{\max} : 572 °F
- P_{\max} : 2900 PSIG



KOBOLD companies worldwide:


ARGENTINA, AUSTRALIA, AUSTRIA, BELGIUM, BULGARIA, CANADA, CHILE, CHINA, COLOMBIA, CZECH REPUBLIC, EGYPT, FRANCE, GERMANY, HUNGARY, INDIA, INDONESIA, ITALY, MALAYSIA, MEXICO, NETHERLANDS, PERU, POLAND, REPUBLIC OF KOREA, ROMANIA, SINGAPORE, SPAIN, SWITZERLAND, TAIWAN, THAILAND, TUNISIA, TURKEY, UNITED KINGDOM, USA, VIETNAM

KOBOLD Instruments, Inc.
1801 Parkway View Drive
Pittsburgh, PA 15205
☎ Main Office:
1.800.998.1020
1.412.788.4890
✉ info@koboldusa.com
www.koboldusa.com



Description

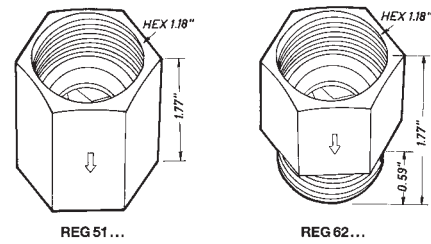
The REG Automatic Flow Regulating Valve regulates the flow automatically within a system. Regardless of pressure fluctuations, the valve keeps the flow permanently constant. Since this state can be maintained within a wide range of pressures, this valve is particularly suitable for networks supplying several users. This is why it is also described as a "balance valve". The valve has no manually operated parts and requires no maintenance once it has been installed. There are no electrical or pneumatic control lines. The valve is self-actuating and requires no additional energy source to operate.



Specifications

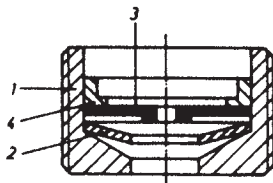
- Flow media:** Water or compatible water-like liquids
- Mounting:** Note the indicated direction of flow on valve
- Max. Temperature:** 572 °F
- Max. Operating Pressure:** 2900 PSIG
- Max. Differential Pressure:** 145 PSI

Dimensions



Material Combination

Ref.	Components	Materials
1	Valve Housing	Brass or 304 SS
2	Ring Cone	304 SS
3	Regulating Orifice	301 SS
4	Clamping Rings	SS cr/Mo SS



Direction of Flow - Left to Right



Order Details (Example: REG-6140)

Accuracy ± (GPM)	Flow Rate (GPM)	Female/Female 3/4" NPT		Female/Male 3/4" NPT	
		Brass	SS	Brass	SS
0.05	0.13	REG-5100	REG-5200	REG-6100	REG-6200
0.05	0.26	REG-5101	REG-5201	REG-6101	REG-6201
0.05	0.53	REG-5102	REG-5202	REG-6102	REG-6202
0.10	0.79	REG-5103	REG-5203	REG-6103	REG-6203
0.10	1.06	REG-5104	REG-5204	REG-6104	REG-6204
0.13	1.59	REG-5106	REG-5206	REG-6106	REG-6206
0.13	2.11	REG-5108	REG-5208	REG-6108	REG-6208
0.18	2.64	REG-5110	REG-5210	REG-6110	REG-6210
0.18	3.17	REG-5112	REG-5212	REG-6112	REG-6212
0.32	4.23	REG-5116	REG-5216	REG-6116	REG-6216
0.32	5.28	REG-5120	REG-5220	REG-6120	REG-6220
0.40	6.60	REG-5125	REG-5225	REG-6125	REG-6225
0.40	7.93	REG-5130	REG-5230	REG-6130	REG-6230
0.40	10.56	REG-5140	REG-5240	REG-6140	REG-6240

Water Flow Limiter

