

## PR-2 Series

Economy Brass Pressure Reducing Regulator



The PR-2 Series are compact, brass body regulators designed for maximum flexibility in many classes of instrumentation service. Specifically designed for gas applications, this regulator is capable of accepting high pressures directly from cylinders and other high pressure, non-corrosive systems. It is ideally suited for carrier gas pressure regulation, and is economical enough to use in low pressure air systems, such as instrument cabinet air purge service.

### Features & Specifications

- Gas or liquid service
- Brass (alloy 360) construction
- Stainless steel diaphragm with PTFE lining
- Stainless steel poppet and stainless steel cap
- Better than 25 Ra finish in diaphragm cavity
- 20 micron inlet filter
- Bubble-tight shutoff
- Outlet pressure ranges 0-10, 0-25, 0-50, 0-100, 0-250, 0-500 and 0-750 psig
- Operating temperatures -40° F to +175° F (-40° C to +80° C)
- Inlet and outlet connection 1/4" FNPT
- Cv flow coefficients: 0.025, 0.06, 0.20, and 0.5 (0.06 standard)

### Options

- 3/8" FNPT connections
- Panel mount (requires 1 3/8" mounting hole)
- Extra ports
- Pressure gauges

pressure regulators

# PR-2 Series

To Order, contact your local Distributor Link below:  
[www.goreg.com/distributor/index.htm](http://www.goreg.com/distributor/index.htm)

Verify that your chosen part number is valid using the GO Wizards at  
[www.goreg.com/products/matrix/index.htm](http://www.goreg.com/products/matrix/index.htm)

## How to Order

### PR2 –

#### BODY MATERIAL

- 2 Brass
- 8 Brass, chrome-plated
- A Brass, electroless nickel-plated

#### PORT CONFIGURATION

- A Standard
- For more port configurations, see page 33.

#### PROCESS PORT TYPES

##### (GAUGE PORT TYPES, IF SPECIFIED)

- 1 ¼" FNPT (¼" FNPT gauge ports), standard
- 4 ⅜" FNPT (¼" FNPT gauge ports)

#### SURFACE FINISH OF DIAPHRAGM CAVITY

- 1 < 25 Ra, standard

#### SEAT MATERIAL

- A Tefzel®
- B Ceramic Filled PTFE
- H PCTFE (formerly Kel-F® 81)
- Q PEEK™

#### FLOW COEFFICIENT (Cv)

- 3 0.06
- 5 0.2
- C 0.025
- H 0.5

#### OUTLET RANGE

- C 0–10 psig
- D 0–25 psig
- E 0–50 psig
- G 0–100 psig
- I 0–250 psig
- J 0–500 psig
- W 0–750 psig

#### OPTIONS

- A EB33
- B EB5
- D Helium leak test
- E Pressure test certificate
- F Certificate of Conformity
- G CMTR
- S 70 Micron inlet filter screen for liquid app.

#### OPTIONAL CAP MATERIAL/FINISH

- 0 Standard material with options
- 1 Aluminum, chrome-plated
- 2 Aluminum, electroless nickel-plated
- 3 Aluminum, black anodized

#### CAP ASSEMBLY

- 1 Standard, stainless steel
- 4 Panel mount, stainless steel
- 7 Captured vent, stainless steel
- J Captured vent, panel mount, stainless steel
- 8 Tamper-proof, stainless steel

#### DIAPHRAGM FACING/BACKING MATERIAL

- 1 PTFE/stainless steel
- 6 Tefzel® ring/stainless steel

#### DIAPHRAGM TYPE

- 1 Standard diaphragm
- 3 Self-relieving
- 7 Liquid service

NOTE: Contact the factory for any additional requirements.

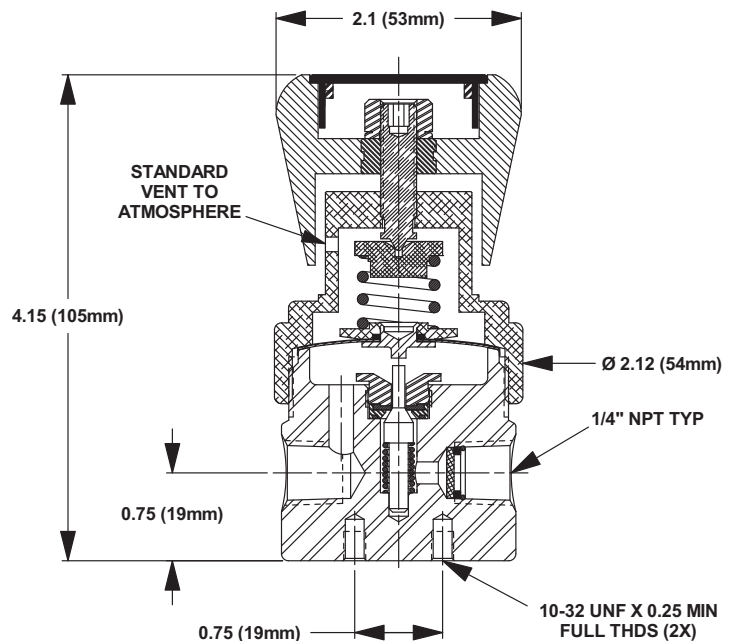
## Maximum Temperature & Operating Inlet Pressures

SEAT MATERIAL	MAXIMUM TEMPERATURE		MAXIMUM OPERATING INLET PRESSURE
Tefzel®	150° F (66° C)	@	3600 psig (24.82 MPa)
PCTFE (formerly Kel-F® 81)	175° F (80° C)	@	3600 psig (24.82 MPa)
PEEK™	175° F (80° C)	@	3600 psig (24.82 MPa)
Ceramic Filled PTFE	175° F (80° C)	@	3600 psig (24.82 MPa)

## Outline and Mounting Dimensions

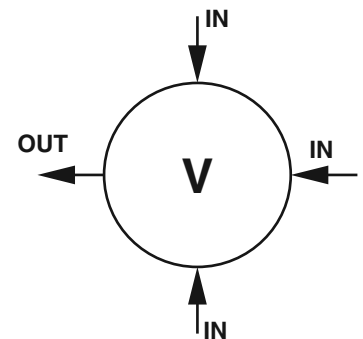
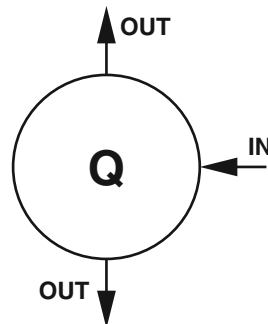
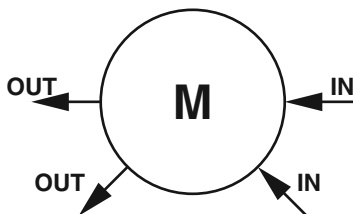
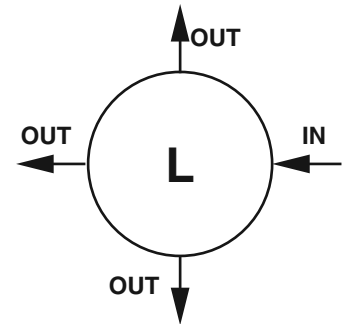
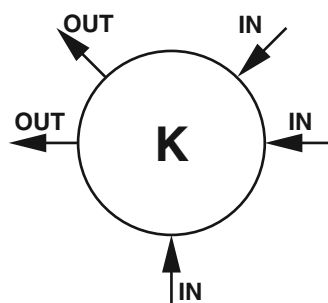
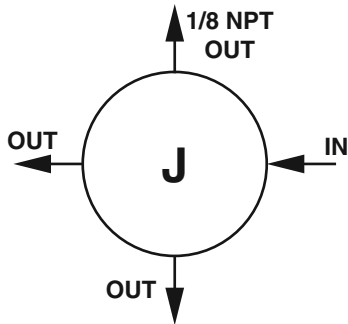
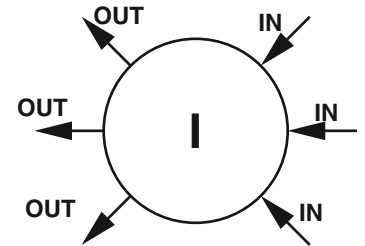
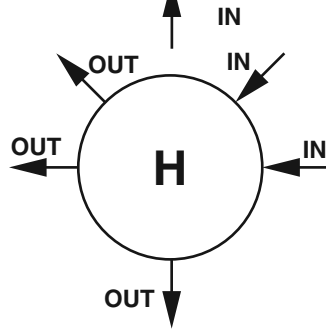
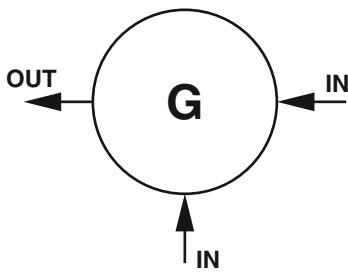
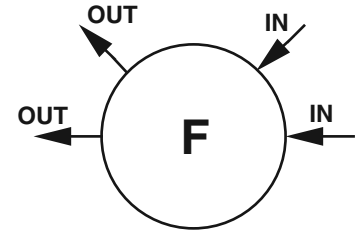
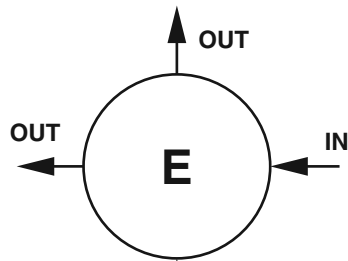
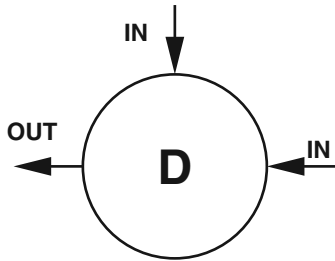
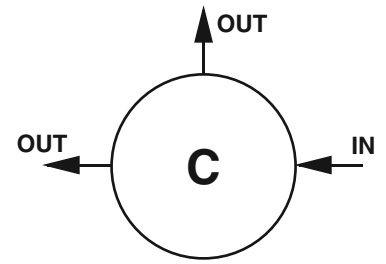
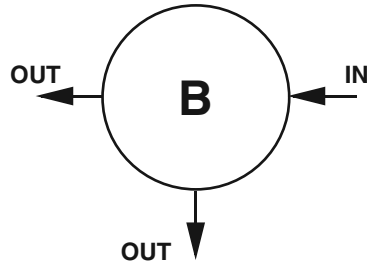
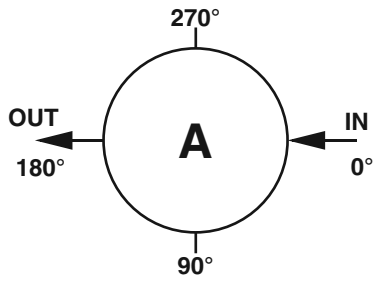
Panel mount option requires 1.390 (35.3mm) minimum diameter panel cut out. 0.150 maximum panel thickness.

Weight = 1.9 lbs (0.86 kg)



Tefzel® is a registered trademark of the DuPont Company.  
 Kel-F® is a registered trademark of 3M Company.  
 PEEK™ is a trademark of Victrex PLC.

# Port Locations (Back Pressure Regulators)



LOCATION OF PORTS FROM TOP VIEW