

PR-7LF Series

High Sensitivity Pressure Reducing Regulator



The PR-7LF Series pressure reducing regulator is designed to furnish precise low outlet pressure control to analytical instrumentation. With the combination of the large diaphragm sensing area of the PR-7 Series regulator and the low flow seat assembly of the PR-1 Series pressure regulator, pressure control down to 10 inches of water is easily obtainable.

The PR-7LF Series of regulators are available in a choice of stainless steel or brass construction; special alloys are available on special request.

Features & Specifications

- Sensitive pressure control
- Low pressure adjustability
- Stainless steel or Brass construction (optional MONEL® or HASTELLOY® C construction)
- 20 micron inlet filter
- Inlet pressure to 3600 psig
- Adjustable outlet pressure ranges 0-6, 0-25, 0-50, 0-75, 0-125, 0-250 psig & 500 psig
- Cv flow coefficients of 0.025; 0.06; 0.20; 0.50
- PTFE/Viton® diaphragm available up to 25 psig
- 316L stainless steel or brass, INCONEL® and Tefzel®
- Operating temperatures -40° F to +250° F (-40° C to +121° C)
- Inlet and outlet connections ¼" FNPT standard

pressure regulators

PR-7LF Series

To Order, contact your local Distributor Link below:
www.goreg.com/distributor/index.htm

Verify that your chosen part number is valid using the GO Wizards at
www.goreg.com/products/matrix/index.htm

How to Order

PR7L –

BODY MATERIAL

- 1 316L stainless steel, ss diaphragm
- 2 Brass, ss diaphragm
- 4 MONEL®, INCONEL® diaphragm
- 6 HASTELLOY® C, INCONEL® diaphragm
- C SS 316L, INCONEL® diaphragm

PORT CONFIGURATION

- A Standard
- For more port configurations, see page 33.

PROCESS PORT TYPES

(GAUGE PORT TYPES, IF SPECIFIED)

- 1 ¼" FNPT (¼" FNPT gauge ports)
- 4 ⅜" FNPT (¼" FNPT gauge ports)
- 5 ½" FNPT (¼" FNPT gauge ports)

SURFACE FINISH OF DIAPHRAGM CAVITY

- 1 < 25 Ra

SEAT MATERIAL

- A Tefzel®
- D Viton® (0.2 Cv only)
- H PCTFE (formerly Kel-F® 81)
- K Kalrez® (0.2 Cv only)
- Q PEEK™

FLOW COEFFICIENT (Cv)

- 3 0.06
- 5 0.2
- C 0.025
- H 0.5

OPTIONS

- A EB33
- B EB5
- D Helium leak test
- E Pressure test certificate
- F Certificate of Conformity
- G CMTR

CAP ASSEMBLY

- 1 Standard, stainless steel
- 2 T-handle, stainless steel
- 3 T-handle, panel mount, stainless steel
- 4 Panel mount, stainless steel
- 7 Captured vent, stainless steel
- 8 Tamper-proof, stainless steel
- 9 Fine adjust, ½" panel mount, stainless steel
- O Fine adjust, 1⅜" panel mount, stainless steel
- C Captured vent, panel mount, stainless steel
- D Captured vent, tamper proof, stainless steel
- E Tamper-proof, panel mount, stainless steel

DIAPHRAGM FACING/BACKING MATERIAL

- 1 PTFE/metal backing, standard
- 2 PTFE/Viton®
- 5 Viton®/metal backing
- 6 Tefzel® ring/metal backing

DIAPHRAGM TYPE

- 1 Standard diaphragm
- 3 Self-relieving

OUTLET RANGE

- B 0–6 psig
- D 0–25 psig
- E 0–50 psig
- F 0–75 psig
- H 0–125 psig
- I 0–250 psig
- J 0–500 psig

NOTE: Contact the factory for any additional requirements.

Maximum Temperature & Operating Inlet Pressures

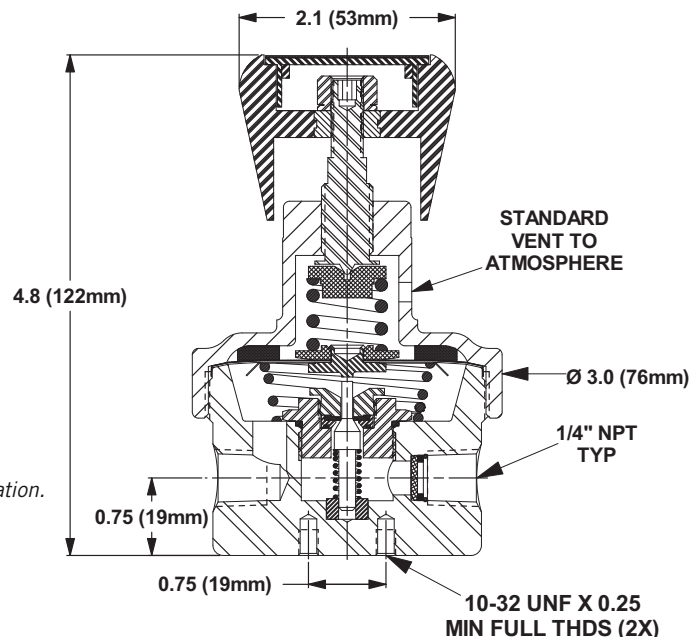
SEAT MATERIAL	MAXIMUM TEMPERATURE*	@	MAXIMUM OPERATING INLET PRESSURE
Tefzel®	150° F (66° C)	@	3600 psig (24.82 MPa)
PCTFE (formerly Kel-F® 81)	175° F (80° C)	@	3600 psig (24.82 MPa)
Viton®	250° F (121° C)	@	300 psig (2.07 MPa)
Kalrez®	250° F (121° C)	@	300 psig (2.07 MPa)
PEEK™	250° F (121° C)	@	3600 psig (24.82 MPa)

* Temperatures in excess of 175° F (80° C) require a metal knob or the tamper-proof option.

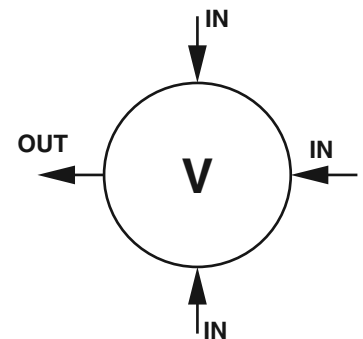
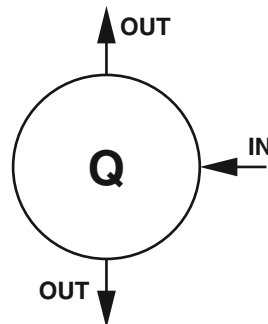
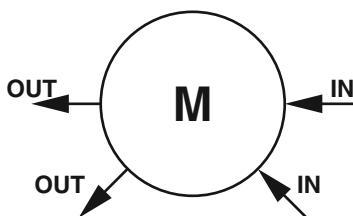
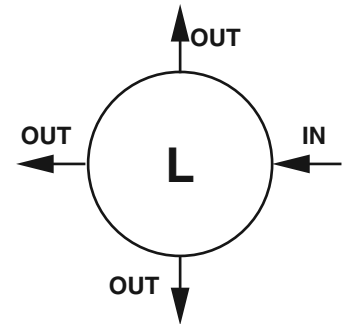
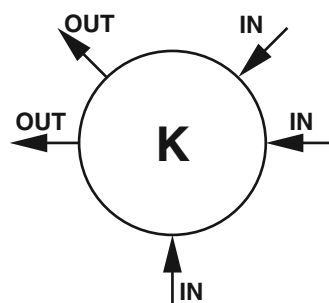
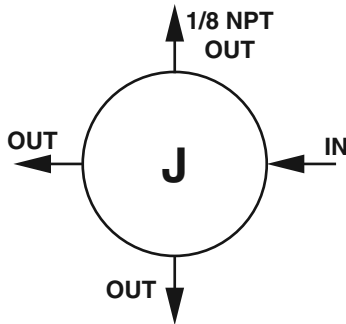
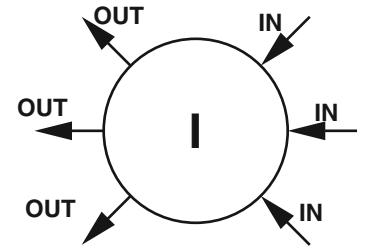
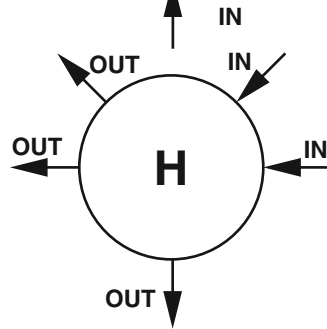
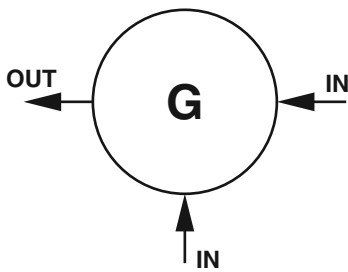
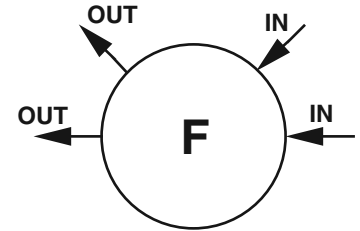
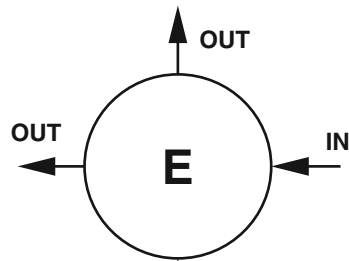
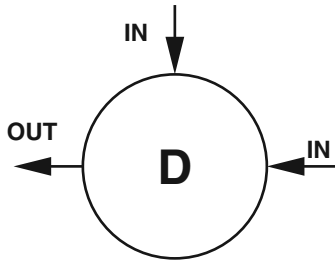
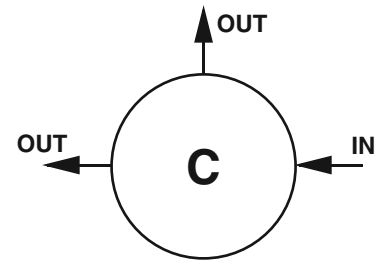
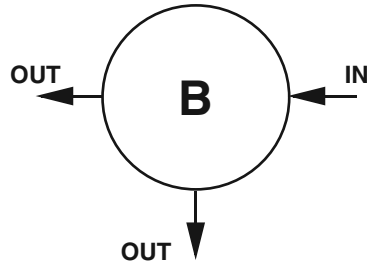
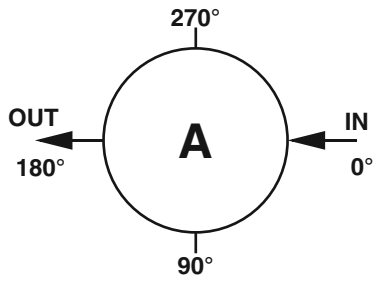
INCONEL® and MONEL® are registered trademarks of Special Metals Corporation.
 HASTELLOY® is a registered trademark of Haynes International, Inc.
 VCR® is a registered trademark of Cajon Co.
 Tefzel® is a registered trademark of the DuPont Company.
 Kalrez® and Viton® are registered trademarks of DuPont Dow Elastomers.
 PEEK™ is a trademark of Victrex PLC.

Outline and Mounting Dimensions

Weight = 3.2 lbs (1.45kg)



Port Locations (Back Pressure Regulators)



LOCATION OF PORTS FROM TOP VIEW