

PR-9 Series

High Temperature Stainless Steel Pressure Regulator



The PR-9 Series high temperature pressure regulator is designed for the pressure control of gases and liquids up to 1000° F. All metal components in and out of the flow stream provide the user with extended reliability in rigorous high temperature ambient and process applications. This regulator can also be used in applications where no elastomers are allowed in the flow stream. The PR-9 is equipped with a metal-to-metal seat and will not provide bubble-tight shutoff. If shutoff is required, a high temperature shutoff valve must be placed upstream of this regulator

Features & Specifications

- 650° F (340° C) or 1000° F (540° C)
- All metal construction, no elastomers
- Gas or liquid service
- Inlet pressure 3000 psig at 650° F (343° C), 1500 psig at 1000° F (538° C)
- Adjustable outlet pressure ranges of 0-25, 0-50, 0-100 and 0-250 psig
- Stainless steel (316L or 347), INCONEL®, tungsten carbide in flow stream
- Cv flow coefficient of 0.06 and 0.2
- Metal-to-metal seat seal
- Inlet and outlet connections 1/4" FNPT
- Operating temperature -382° F (-200° C) to +1000° F (+540° C)

Options

- 3/8" FNPT connection
- Panel mount (requires 1 3/8" mounting hole)
- Extra inlet and outlet ports

pressure regulators

PR-9 Series

To Order, contact your local Distributor Link below:
www.goreg.com/distributor/index.htm

Verify that your chosen part number is valid using the GO Wizards at
www.goreg.com/products/matrix/index.htm

How to Order

PR9 –

BODY MATERIAL

- 1 316L stainless steel (650° F)
- 9 347 stainless steel (1000° F)

PORT CONFIGURATION

- A Standard
- For more port configurations, see page 33.

PROCESS PORT TYPES

(GAUGE PORT TYPES, IF SPECIFIED)

- 1 ¼" FNPT (¼" FNPT gauge ports)
- 4 ⅜" FNPT (¼" FNPT gauge ports)

SURFACE FINISH OF DIAPHRAGM CAVITY

- 1 < 25 Ra

OPTIONS

- A EB33
- B EB5
- D Helium leak test
- E Pressure test certificate
- F Certificate of Conformity
- G CMTR

CAP ASSEMBLY

- 1 Standard, stainless steel
- 4 Panel mount, stainless steel

DIAPHRAGM LINER/BACKING

- G Tantalum

DIAPHRAGM TYPE

- 1 Standard

OUTLET RANGE

- C 0–10 psig
- D 0–25 psig
- E 0–50 psig
- G 0–100 psig
- I 0–250 psig

FLOW COEFFICIENT

- 3 0.06
- 5 0.2

SEAT MATERIAL

- M 347 stainless steel

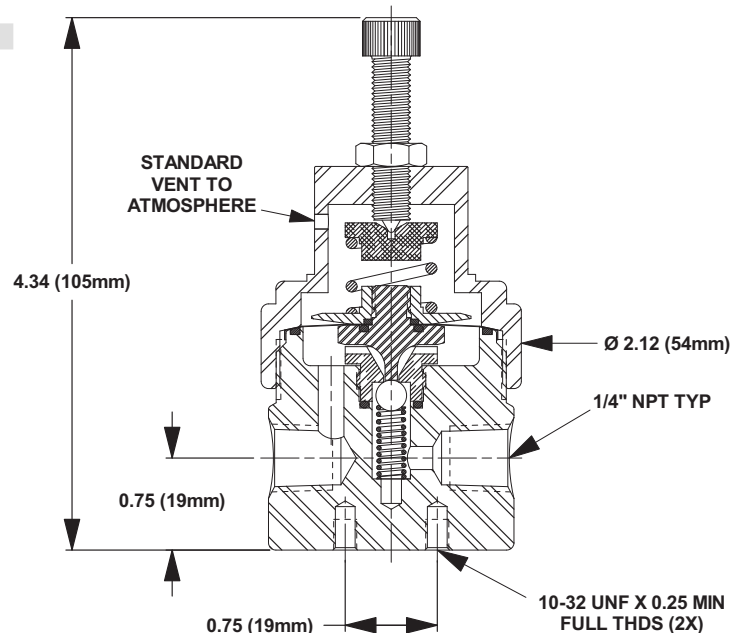
NOTE: Contact the factory for any additional requirements.

Maximum Temperature & Operating Inlet Pressures

SEAT MATERIAL	MAXIMUM TEMPERATURE	@	MAXIMUM OPERATING INLET PRESSURE
316 stainless steel	650° F (343° C)	@	3000 psig (20.68 MPa)
347 stainless steel	1000° F (538° C)	@	1500 psig (10.34 MPa)

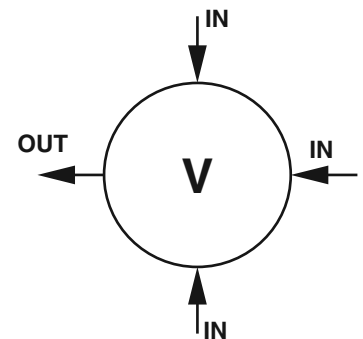
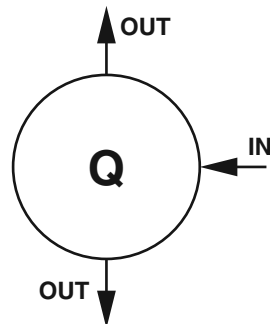
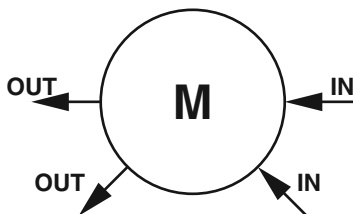
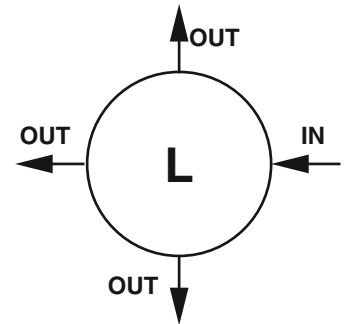
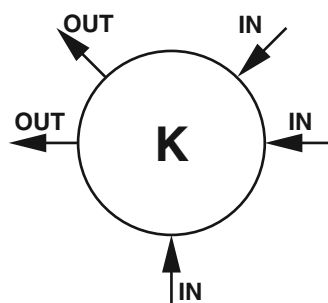
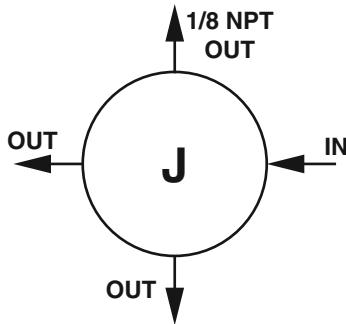
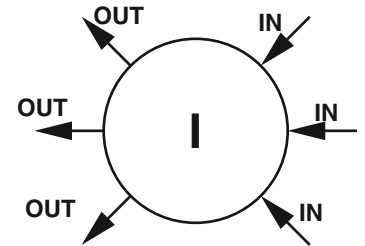
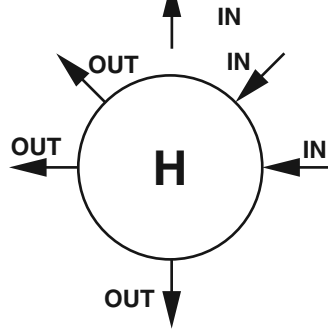
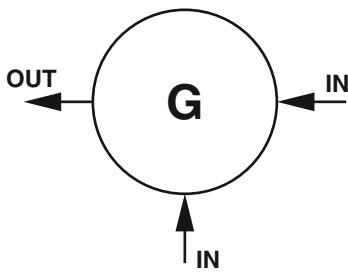
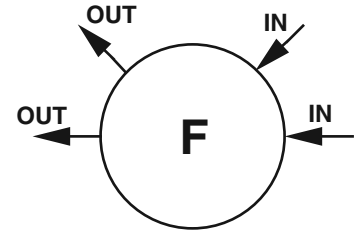
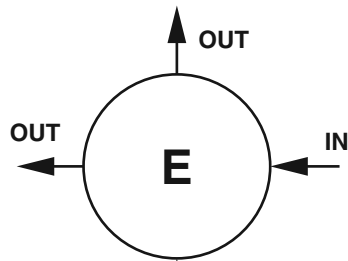
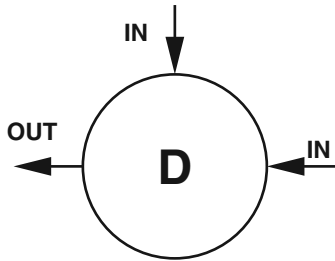
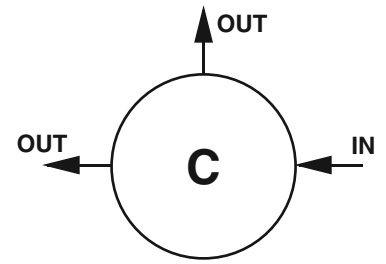
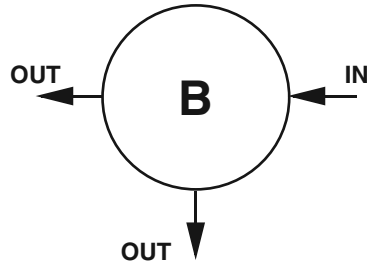
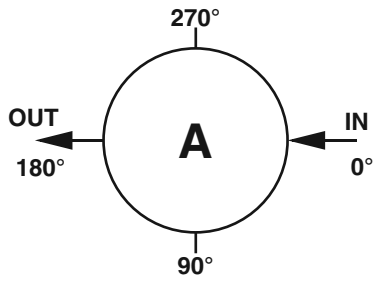
Outline and Mounting Dimensions

Weight = 2.1 lbs (0.95kg)



INCONEL® is a registered trademark of Special Metals Corporation.
 VCR® is a registered trademark of Cajon Co.

Port Locations (Back Pressure Regulators)



LOCATION OF PORTS FROM TOP VIEW